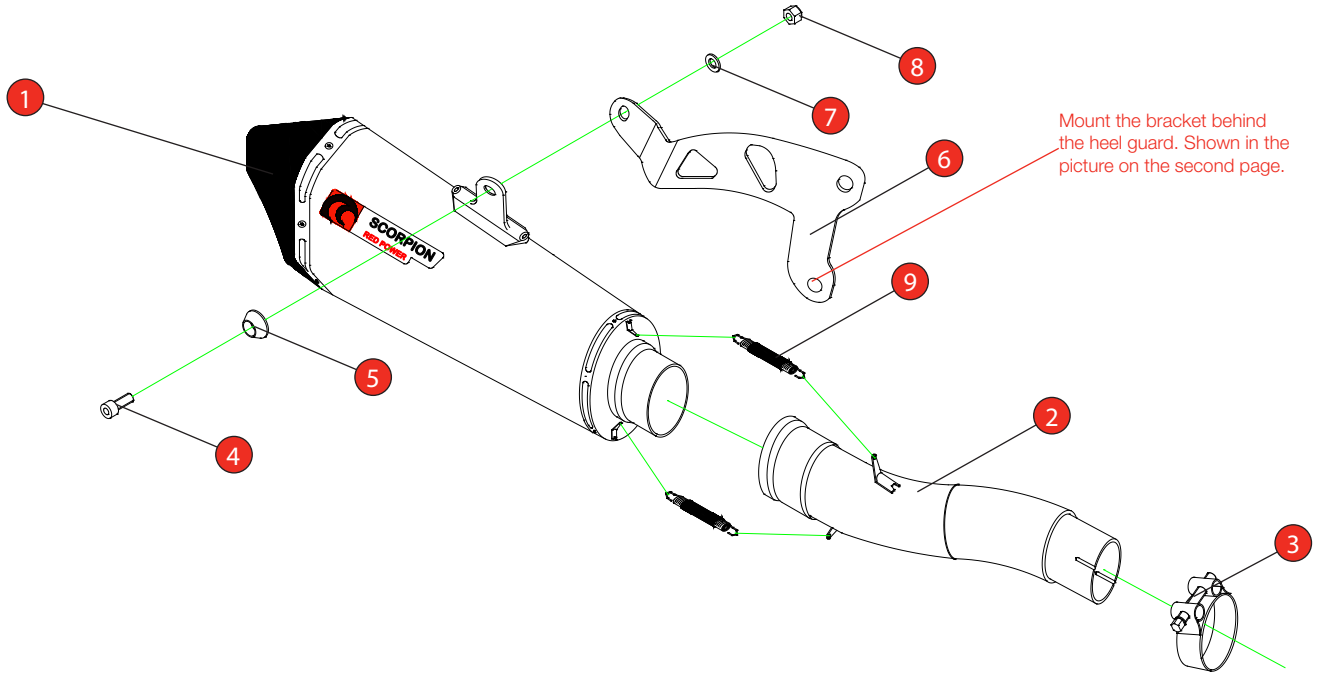



Bike	Triumph 1050 Speed Triple R	Part No.	RTR-84-SE
Year	2016-Current	Fit Kits	Z039.10596
Notes	Where not supplied use original fittings	dB Killer	Z038.10565 (TYPE WW)


Estimated Fitting Time: 60 Minutes



NO.	PART NO.	DESCRIPTION	QTY
1	RSC251	Serket Taper Silencer	1
2	CP703	Connecting Pipe	1
<b>Fit Kit - Z039.10596</b>			
3	Z016.10008	43-47mm Clamp	1
4	Z017.10073	M8 x 25mm Cap Head Bolt	1
5	Z026.20068	Alloy Bolt Finisher	1
6	Z015.31302	Mounting Bracket	1
7	Z017.10831	M8 x 17mm Washer	1
8	Z017.10062	M8 Nyloc Nut	1
9	Z028.10030	Rubber Coated Spring	2

E-MARK	 00508
DATE	15/02/17
ISSUE	01
AUTHORISED	M.Ydlibi

**NOTE:** ENSURE SCORPION SYSTEM IS CLEAR OF MOVING PARTS AND ALL ORIGINAL FUNCTIONS WORK CORRECTLY.



STAY CONNECTED TO RED POWER.

Bike	Triumph Speed Triple 1050 R	Part No.	RTR-84-SE
Year	2016-Current	Fit Kits	Z039.10596
Notes	Where not supplied use original fittings	dB Killer	Z038.10565 (TYPE WW)

Estimated Fitting Time: 60 Minutes



A) Remove original exhaust from bike, taking care to keep all original components in a safe place.

B) Refit Scorpion exhaust as per line diagram above.

C) When fitted take bike for a short ride to ensure all functions are correct.

D) When bike & exhaust are cool enough check all nuts and bolts are still secure.

Thank you for purchasing your Scorpion Silencer.

Care of your exhaust: Please refrain from cleaning silencer with heavy solvents or abrasives!

Vielen Dank Fur den kauf eines Scorpion Schalldampfers! Pflegehinweis: Bitte verwenden Sie niemals Scheuermittel oder aggressive Reiniger zur Pflege Ihres Auspuffes!

Merci d'avoir choisi un echappement Scorpion.

Entretien de votre silencieux: Ne pas utiliser de solvants ou de produits abrasifs!

Muchas gracias por adquirir un Silencioso Scorpion. Le recomendamos no limpiar el silencioso con productos abrasivos o aquellos que contengan disolventes.



STAY CONNECTED TO RED POWER.